

www.mak-su.com



MAKSU PIPE FITTINGS INDUSTRY AND TRADE LIMITED COMPANY
MAKSU BORU BAĞLANTI PARÇ. İML. SAN. TİC. LTD. ŞTİ.

MAKSU
BORU

SERTİFİKALAR - CERTIFICATE



HAKKIMIZDA - ABOUT US



MAKSU BORU BAĞLANTI PARÇALARI İMALAT SAN. LTD. ŞTİ
2014 YILINDA MAKSUT PİŞGİN TARAFINDAN İSTANBUL'DA KURULMUŞTUR.
FİRMAMIZ İLK ÜRETİMİNİ TÜRKİYE'DEKİ BÜYÜKŞEHİR BELEDİYELERİNE YAPMIŞTIR.
ALTYAPI VE ŞEHİR ŞEBEKE BAĞLANTI PARÇALARI ÜRETEBEN FİRMAMIZ 2018 YILINDA ÖMER PİŞGİN'İN
FİRMAYA DAHİL OLMASI İLE ÜRETİM GAMINI GENİŞLETMİŞTİR.
MAKSU BORU BAĞLANTI PARÇALARI İMALAT SAN. LTD. ŞTİ'NİN HİZMET VERDİĞİ SEKTÖRLER BORU ÜRETİCİLERİ,
ISITMA SOĞUTMA İKLİMLENDİRME FİRMALARI, SULAMA SEKTÖRÜ, SULAMA MAKİNALARI ÜRETİCİLERİ,
YANGIN TESİSAT VE MEKANİK TESİSAT FİRMALARI, İNŞAAT SEKTÖRÜ, GEMİ SANAYİ VE TERSHANELERDEN OLUSMAKTADIR.
MAKSU TÜM ÜRÜNLERİNİ AVRUPA VE AMERİKAN STANDARTLARINA GÖRE ÜRETMEKTEDİR.
2022 YILINDA ELEKTRİK MÜHENDİSİ HÜSEYİN ESER'İN FİRMAYA DAHİL OLMASI İLE EMİN ADIMLARLA
YÜRÜYÜŞÜNE DEVAM EDEN MAKSU BORU HER YIL HEDEFLERİNİ VE KAPASİTESİNİ BÜYÜTEREK SEKTÖRÜNDE SÖZ SAHİBİ OLMUŞ;
BÜNYESİNDE BULUNDURDUĞU TAM OTOMATİK CNC MAKİNALARI İLE ÜRETİMİNE DEVAM ETMEKTEDİR.

ABOUT US

MAKSU PIPE INDUSTRY AND TRADE LTD.CO WAS ESTABLISHED IN ISTANBUL BY MAKSUT PİŞGİN IN 2014.
OUR COMPANY GENERATED ITS INITIAL PRODUCTION FOR THE MAJOR CITIES' MUNICIPALITIES IN TURKEY.

OUR FIRM, SPECIALIZING IN INFRASTRUCTURE AND CITY NETWORK COMPONENTS,
BROADENED ITS PRODUCTION SPECTRUM WITH ÖMER PİŞGİN'S INCLUSION IN 2018.
MAKSU PROVIDES SERVICES TO PIPE PRODUCERS, HEATING, COOLING AND AIR CONDITIONING FIRMS,
THE IRRIGATION SECTOR, MANUFACTURERS OF IRRIGATION MACHINERY, COMPANIES IN FIRE SYSTEMS AND MECHANICAL SYSTEMS,
CONSTRUCTION BUSINESSES AS WELL AS SHIPPING INDUSTRY AND YARDS.

WE MANUFACTURE OUR PRODUCTS IN LINE WITH EUROPEAN AND AMERICAN STANDARDS.
WITH THE ADDITION OF ELECTRICAL ENGINEER HUSEYİN ESER IN 2022, MAKSU PIPE HAS BEEN PROGRESSING CONFIDENTLY,
EXPANDING ITS GOALS AND CAPACITY ANNUALLY, AND ESTABLISHING ITSELF AS A KEY PLAYER IN ITS INDUSTRY.

IN ITS FRAMEWORK, IT MAINTAINS PRODUCTION USING ITS COMPLETELY AUTOMATED CNC MACHINES.





İhracat Yapılan Ülkeler - Countries We Export

- * Yunanistan - Greece
- * Bulgaristan - Bulgaria
- * Romanya - Romania
- * Fransa - France
- * İspanya - Spain
- * Makedonya - Macedonia
- * İsviçre - Switzerland
- * Azerbaycan - Azerbaijan



DEMİR MANŞON-STEEL COUPLINGS

Siyah , Galvaniz manşonlar - Black and Galvanized Steel Couplings



MEDIUM TYPE - ORTA TİP - DIN 2986 - TS 931 EN 10241

INCH - ANMA ÖLÇÜSÜ		1/8"	1/4"	3/8"	1/2"	3/4"	1"	1 1/4"	1 1/2"	2"	2 1/2"	3"	4"	5"	6"	
MM		6	8	10	15	20	25	32	40	50	65	80	100	125	150	
	STANDART	OD / Dış Çap	15,0	18,5	21,3	26,6	31,8	39,5	48,3	54,5	66,3	82,0	95,0	121,4	146,3	173,3
		Lenght / Boy MM	17,0	25,0	26,0	34,0	36,0	43,0	48,0	48,0	56,0	65,0	71,0	83,0	92,0	92,0
	HALF COUPLING - YARIM	OD / Dış Çap	15,0	18,5	21,3	26,6	31,8	39,5	48,3	54,5	66,3	82,0	95,0	121,4	146,3	173,3
		Lenght / Boy MM	8	11	12	15	17	20	22	22	26	30	34	40	44	44



HEAVY TYPE - AĞIR TİP - TS 931 - EN 10241 - BS - 1387

INCH - ANMA ÖLÇÜSÜ		1/8"	1/4"	3/8"	1/2"	3/4"	1"	1 1/4"	1 1/2"	2"	2 1/2"	3"	4"	5"	6"	
MM		6	8	10	15	20	25	32	40	50	65	80	100	125	150	
	STANDART	OD / Dış Çap	15	18,5	22	27	32,5	39,5	49	56	68	84	98	124	151	177
		L / Boy MM	19,0	27,0	28,0	37,0	39,0	46,0	51,0	51,0	60,0	69,0	75,0	87,0	96,0	96,0
	HALF COUPLING - YARIM	OD / Dış Çap	15	18,5	22	27	33	40	49	56	68	84	98	124	151	177
		Lenght / Boy MM	8	11	12	16	19	21	25	25	28	30	35	40	44	44



AMERİKAN STANDARDI - AMERICAN STANDARTS - ASTM A 865

INCH - ANMA ÖLÇÜSÜ		1/8"	1/4"	3/8"	1/2"	3/4"	1"	1 1/4"	1 1/2"	2"	2 1/2"	3"	4"	5"	6"	
MM		6	8	10	15	20	25	32	40	50	65	80	100	125	150	
	STANDART	OD / Dış Çap	14,3	18,3	22,2	27	33,4	40	48,3	55,9	69,85	82,55	101,6	127,0	159,9	187,7
		L / Boy MM	19,1	28,6	28,6	38,1	39,7	49,2	50,8	50,8	52,38	77,78	80,96	87,3	93,66	100
	HALF COUPLING - YARIM	OD / Dış Çap	14,3	18,3	22,2	27	33,4	40	48,3	55,9	69,85	82,55	101,6	127,0	159,9	187,7
		Half / Yarım MM	8,73	13,49	13,49	18,25	19,05	23,81	24,60	24,60	25,40	39	41	44		


BOYLER VE TERMOSİFON MANŞONU - BOILER AND SPECIAL COUPLINGS

INCH - ANMA ÖLÇÜSÜ		1/8"	1/4"	3/8"	1/2"	3/4"	1"	1 1/4"	1 1/2"	2"	2 1/2"	3"	4"	5"	6"
MM		6	8	10	15	20	25	32	40	50	65	80	100	125	150
	OD / Dış Çap	Teknik çizimlerinize bağlı boyutların üretimi yapılmaktadır ,													
	L / Boy MM	Dimensions are produced according to technical drawings.													

YANGIN TESİSAT - KURTAĞIZLI MANŞON - PROFILE COUPLINGS FOR FIRE SYSTEMS

INCH - ANMA ÖLÇÜSÜ		1/8"	1/4"	3/8"	1/2"	3/4"	1"	1 1/4"	1 1/2"	2"	2 1/2"	3"	4"	5"	6"
MM		6	8	10	15	20	25	32	40	50	65	80	100	125	150
	OD / Dış Çap	15,0	18,5	21,3	26,6	31,8	39,5	48,3	54,5	66,3	82,0	95,0	121,4	146,3	173,3
	L / Boy MM	19,0	27,0	28,0	37,0	39,0	46,0	51,0	51,0	60,0	69,0	75,0	87,0	96,0	96,0
	Welding OD / Kaynak yüzeyi					33,7 - 42,4 - 48,3 - 60,3 - 76,1 - 88,9				42,4 - 48,3 - 60,3 - 76,1 - 88,9				Talebe bağlı - on request	

DEPREM DONATI MANŞONU - MECHANIC COUPLINGS FOR BULDINGS

METRIC - METRİK		14	16	18	20	22	25	28	32	36	40	Talebe bağlı - on request			
	OD / Dış Çap	24	26	30	32	36	40	44	50	56	62				
	L / Boy MM	34	40	44	48	52	60	66	72	80	90				

% 100 TÜM ÜRÜNLER MAKSU ÜRETİMİDİR - ALL PRODUCTS MAKSU PRODUCTION

BORU NİPELİ VE DİŞLİ BORU PARÇASI BARREL NIPLE AND SCREW END

Siyah ve Galvaniz Nipel - Black and Galvanized Steel Nipples

BS 21 / ISO 7.1 / ISO 228

Ø / mm	1/8"	1/4"	3/8"	1/2"	3/4"	1"	1 1/4"	1 1/2"	2"	2 1/2"	3"	4"	5"	6"
	30	✓	✓	✓	✓	✓	✓	✓	✓	✓	✓	✓	✓	✓
40	✓	✓	✓	✓	✓	✓	✓	✓	✓	✓	✓	✓	✓	✓
50	✓	✓	✓	✓	✓	✓	✓	✓	✓	✓	✓	✓	✓	✓
60	✓	✓	✓	✓	✓	✓	✓	✓	✓	✓	✓	✓	✓	✓
80	✓	✓	✓	✓	✓	✓	✓	✓	✓	✓	✓	✓	✓	✓
100	✓	✓	✓	✓	✓	✓	✓	✓	✓	✓	✓	✓	✓	✓
120	✓	✓	✓	✓	✓	✓	✓	✓	✓	✓	✓	✓	✓	✓
150	✓	✓	✓	✓	✓	✓	✓	✓	✓	✓	✓	✓	✓	✓
180	✓	✓	✓	✓	✓	✓	✓	✓	✓	✓	✓	✓	✓	✓
200	✓	✓	✓	✓	✓	✓	✓	✓	✓	✓	✓	✓	✓	✓
250	✓	✓	✓	✓	✓	✓	✓	✓	✓	✓	✓	✓	✓	✓
300	✓	✓	✓	✓	✓	✓	✓	✓	✓	✓	✓	✓	✓	✓
350	✓	✓	✓	✓	✓	✓	✓	✓	✓	✓	✓	✓	✓	✓

ÖZEL ÜRÜN SADECE MAKSUDA - SPECIAL PRODUCT ONLY IN MAKSU

TEK PARÇA MANŞONLU DİRSEK - UNRESOURCED ONEBODY COUPLING ELBOW

Out Sizde Diameter Dış Çap / mm	Coupling / Manşon		Elbow / Dirsek	Lenght / Boy / MM	Weight / Ağırlık / KG
	Coupling / Manşon	Dirsek / Elbow	Wall Thickness - Et Kalınlığı		
26,6			3,6	80	0,150
31,8			3,8	90	0,210
39,5			4,5	120	0,400
48,3			4,7	145	0,640
54,5			4,8	160	0,883
66,3			5	180	1,140

Bükümlü Boru Nipel - Bent Pipe Nipples

INCH - ANMA ÖLÇÜSÜ		1/8"	1/4"	3/8"	1/2"	3/4"	1"	1 1/4"	1 1/2"	2"	2 1/2"	3"	4"	5"	6"
Male-Male Çift Taraflı dişli	45Ø	✓	✓	✓	✓	✓	✓	✓	✓	✓	✓	✓	✓	✓	✓
	90Ø	✓	✓	✓	✓	✓	✓	✓	✓	✓	✓	✓	✓	✓	✓
	180Ø	✓	✓	✓	✓	✓	✓	✓	✓	✓	✓	✓	✓	✓	✓

Out Of Production - Üretimi Yok

INCH - ANMA ÖLÇÜSÜ		1/8"	1/4"	3/8"	1/2"	3/4"	1"	1 1/4"	1 1/2"	2"	2 1/2"	3"	4"	5"	6"
Male-Hose Barb Hortum rekorlu ve Bir tarafı dişli	45Ø	✓	✓	✓	✓	✓	✓	✓	✓	✓	✓	✓	✓	✓	✓
	90Ø	✓	✓	✓	✓	✓	✓	✓	✓	✓	✓	✓	✓	✓	✓
	180Ø	✓	✓	✓	✓	✓	✓	✓	✓	✓	✓	✓	✓	✓	✓

Out Of Production - Üretimi Yok

INCH - ANMA ÖLÇÜSÜ		1/8"	1/4"	3/8"	1/2"	3/4"	1"	1 1/4"	1 1/2"	2"	2 1/2"	3"	4"	5"	6"
Male-Female Manşonlu ve dişli	45Ø	✓	✓	✓	✓	✓	✓	✓	✓	✓	✓	✓	✓	✓	✓
	90Ø	✓	✓	✓	✓	✓	✓	✓	✓	✓	✓	✓	✓	✓	✓
	180Ø	✓	✓	✓	✓	✓	✓	✓	✓	✓	✓	✓	✓	✓	✓



Out Of Production - Üretimi Yok

Diğer Bükümlü Ürünler - Other Bented materials



% 100 TÜM ÜRÜNLER MAKSU ÜRETİMİDİR - ALL PRODUCTS MAKSU PRODUCTION

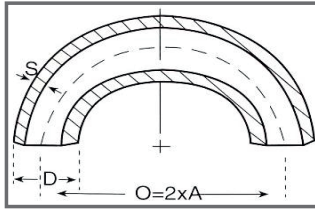
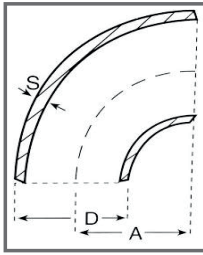
SULAMA MAKİNALARI PARÇALARI IRRIGATION MACHINE SPARE PARTS

Görsel / Picture	Malzemenin Cinsi	Description of Goods	Notlar/Notes
	* Erkek - Erkek * Erkek - Dişi * Dişi - Dişi * Erkek - Hortum Rekorlu * Dişi - Hortum Rekorlu	* Male - Male * Male - Female * Male - Hose barb * Female - Hose barb	% 100 TÜM ÜRÜNLER MAKSU ÜRETİMİDİR - ALL PRODUCTS MAKSU PRODUCTION
	* Erkek - Erkek * Erkek - Dişi * Dişi - Dişi * Erkek - Hortum Rekorlu * Dişi - Hortum Rekorlu	* Erkek - Erkek * Erkek - Dişi * Dişi - Dişi * Erkek - Hortum Rekorlu * Dişi - Hortum Rekorlu	% 100 TÜM ÜRÜNLER MAKSU ÜRETİMİDİR - ALL PRODUCTS MAKSU PRODUCTION
	Hortum Kelepçesi Tüm ölçülerde	Clamps for Droplet hose , all sizes	Tedarikçi - Supplier
	Sulama Hortumu - PVC , Yüksek kalite polyester ip takviye edilmiştir. Çekmeye, gerilmeye dayanıklıdır. Yağ geçirmez, U.V. ve Ozon' a dayanıklıdır.	Irrigation Hose - PVC, High quality polyester rope reinforced. Resistant to pulling and stretching. Oil proof, U.V. and ozone resistant.	Tedarikçi - Supplier
	Özel Kablo Teli	Cable spring wire	Tedarikçi - Supplier
	Sarı Fittingsler Nipel Manşon Tapa Redüksiyon kep	Brass Fittings Nipple Couplings Plug Reducer Cap	% 100 TÜM ÜRÜNLER MAKSU ÜRETİMİDİR - ALL PRODUCTS MAKSU PRODUCTION
	Paslanmaz 304 ve 316 Fittings Nipel Manşon Tapa Redüksiyon kep	Stainless 304 and 316 Fittings Nipple, Coupling , Plug Reduction, Cap	% 100 TÜM ÜRÜNLER MAKSU ÜRETİMİDİR - ALL PRODUCTS MAKSU PRODUCTION
	Sulama Uzatma borusu Pivot makinaları için	Special pipe extension device for Pivot Center Machines	% 100 TÜM ÜRÜNLER MAKSU ÜRETİMİDİR - ALL PRODUCTS MAKSU PRODUCTION
	Dövme çelik pimler Diş Dış çap 10mm - 100 mm	Forged Pim 10 mm to 100 MM	% 100 TÜM ÜRÜNLER MAKSU ÜRETİMİDİR - ALL PRODUCTS MAKSU PRODUCTION
	Dövme Ankor Rotlar Kısa Boy ve uzun boylarda	Forged Anchor Rods Short and Tall Lengths	% 100 TÜM ÜRÜNLER MAKSU ÜRETİMİDİR - ALL PRODUCTS MAKSU PRODUCTION
	Kaynaklı ürünler ve Manşon Kaynaklı Flaşlar	Welded products and Socket Weld Flanges	% 100 TÜM ÜRÜNLER MAKSU ÜRETİMİDİR - ALL PRODUCTS MAKSU PRODUCTION
	Çapraz Kule Desteği (Kısa ve uzun Tip)	Tower Diagonal Brace (Short and Long)	% 100 TÜM ÜRÜNLER MAKSU ÜRETİMİDİR - ALL PRODUCTS MAKSU PRODUCTION
	Donmaya dayanıklı tasarım 0-30 psi veya 0-60 psi glisserin dolgulu 2,5" çaplı çift psi/bar göstergesi içerir ¾" F NPT giriş ve ¾" F NPT çıkış bağlantısı	Freeze-proof design Includes either a 0-30 psi or 0-60 psi glycerin-filled 2.5" diameter dual psi/bar gauge ¾" F NPT inlet by ¾" F NPT outlet connection	% 100 TÜM ÜRÜNLER MAKSU ÜRETİMİDİR - ALL PRODUCTS MAKSU PRODUCTION

DEMİR DİRSEK / STEEL ELBOW

Karbon Çelik dirsek - Carbon Steel Elbows

DIN 2605 3 D - TS EN 10253 - 1



OD / ÇAP / mm	D	Wall Thickness Et Kalınlığı S / MM	Radius Radius 2 x A mm	Weight / Ağırlık	
				90 ° - Angel - Derece - KG	180 ° - Angel - Derece - KG
20,0		2,0	50 +/- 5	0,04	0,08
21,3		2,0	55 +/- 5	0,04	0,08
25,0		2,0	55 +/- 5	0,05	0,10
26,9		2,3	57 +/- 5	0,07	0,14
30		2,6	67 +/- 5	0,09	0,18
31,8		2,6	70 +/- 5	0,11	0,22
33,7		2,6	76 +/- 5	0,12	0,24
38,0		2,6	90 +/- 5	0,16	0,32
42,4		2,6	95 +/- 5	0,19	0,38
44,5		2,6	102 +/- 5	0,22	0,44
48,3		2,6	114 +/- 6	0,27	0,54
51,0		2,9	127 +/- 6	0,31	0,62
57,0		2,9	144 +/- 6	0,44	0,88
60,3		2,9	152 +/- 6	0,49	0,98
63,5		2,9	165 +/- 6	0,57	1,14
70,0		2,9	184 +/- 6	0,70	1,40
76,1		2,9	190 +/- 6	0,79	1,58
82,5		3,2	215 +/- 6	1,07	2,14
88,9		3,2	229 +/- 6	1,22	2,44
101,6		3,6	267 +/- 6	1,83	3,66
108,0		3,6	285 +/- 6	2,08	4,16
114,3		3,6	305 +/- 6	2,37	4,74
133,0		4,0	362 +/- 6	3,64	7,28
139,7		4,0	381 +/- 8	4,04	8,08
159,0		4,5	432 +/- 8	5,80	11,60
168,3		4,5	457 +/- 8	6,50	13,00
193,7		5,4	540 +/- 8	10,60	21,20
219,1		5,9	610 +/- 8	49,90	29,80
244,5		6,3	680 +/- 8	19,80	39,60
267,0		6,3	756 +/- 8	24,10	48,20
273,0		6,3	762 +/- 10	24,90	49,80
323,9		7,1	914 +/- 10	40,00	80,00
355,6		8,0	1067 +/- 20	57,20	114,40
368,0		8,0	1068 +/- 20	59,20	118,40
406,4		8,8	1219 +/- 20	82,20	164,40
419,0		10,0	1219 +/- 20	96,60	193,20
457,2		10,0	1372 +/- 30	119,00	238,00
508,0		11,0	1524 +/- 70	162,00	324,00
609,6		12,5	1800 +/- 100	261,50	523,00
622,0		13,0	1850 +/- 100	276,00	552,00
711,2		14,2	2100 +/- 100	404,00	808,00
812,8		16,0	2400 +/- 200	590,00	1180,00

ASME / ASTM A234 ANSI B16.9 - SCH 40 & SCH 80 - LONG RADIUS

Out Side Diameter Dış Çap (D)		Aprox. Size Ortalama Çap (A)		Height Yükseklik (B)	Sch 40		Sch 80	
(inch)	(mm)	(mm)	Tolerance Tolerans		Wall Thickness Et Kalınlığı (S) / MM	90 ° Dec Weight Derece Ağırlık (KG)	Wall Thickness Et Kalınlığı (S) / MM	180 ° Dec Weight Derece Ağırlık (KG)
3/4"	26,9	28,5		42,0	2,90	0,77	3,90	0,10
1"	33,7	38	(+/-) 2,5	55,0	3,38	0,15	4,55	0,20
1 1/4"	42,4	47,5		69,0	3,56	0,26	4,85	0,34
1 1/2"	48,3	57		81	3,68	0,38	5,08	0,48
2"	60,3	76		106,0	3,91	0,68	5,54	0,91
2 1/2"	76,1	95	(+/-) 3	133,0	5,16	1,40	7,01	1,73
3"	88,9	114,5		159,0	5,49	2,08	7,62	2,78
4"	114,3	152,5		210,0	6,02	4,02	8,56	5,46
5"	139,7	190,5	(+/-) 4	260	6,67	6,77	9,53	9,10
6"	168,3	228,5		313,0	7,11	10,90	10,97	15,50
8"	219,1	305	(+/-) 5	415,0	8,18	20,90	12,70	31,00
10"	273	381		517,0	9,27	37,70	12,70	49,40
12"	323,9	457		619,0	9,53	55,80	12,70	71,20
14"	355,9	533,5	(+/-) 10	711	9,53	71,50	12,70	91,60
16"	406,4	609,5		813,0	9,53	93,60	12,70	120,00
18"	457,2	686	(+/-) 15	914,0	9,53	119,00	12,70	157,00
20"	508	762	(+/-) 35	1016,0	9,53	147,00	12,70	190,00

SIYAH VE GALVANİZ DÖKÜM FITTINGS BLACK AND GALVANIZED CAST IRON

AĞIRLIK TABLOSU KG - WEIGHT LIST KG

			3/8"	1/2"	3/4"	1"	1 1/4"	1 1/2"	2"	2 1/2"	3"	4"
	Dirsek / Elbow 90 ISO EN	Siyah / Black	0,700	0,085	0,150	0,230	0,355	0,590	0,905	1,285	1,895	3,225
		Galvaniz Galvanized	0,750	0,090	0,155	0,245	0,370	0,610	0,945	1,385	1,980	3,355
	Te / Tee 130 ISO EN	Siyah / Black	0,095	0,125	0,210	0,320	0,520	0,690	1,130	1,685	2,265	4,070
		Galvaniz Galvanized	0,100	0,130	0,220	0,335	0,530	0,710	1,180	1,790	2,350	4,355
	Konik Rekor / Union 330 ISO EN	Siyah / Black	x	0,210	0,300	0,335	0,605	0,680	0,995	1,805	2,575	3,500
		Galvaniz Galvanized	x	0,215	0,310	0,345	0,620	0,695	1,015	1,850	2,630	3,700
	Redkisyon / Reducer 241 ISO EN	Siyah / Black	x	0,035	0,065	0,125	0,165	0,225	0,365	0,690	0,800	1,520
		Galvaniz Galvanized	x	0,035	0,065	0,130	0,175	0,235	0,375	0,700	0,830	1,535
	Tapa / Plug 290 ISO EN	Siyah / Black	0,030	0,045	0,070	0,115	0,175	0,230	0,380	0,700	1,130	1,355
		Galvaniz Galvanized	0,030	0,050	0,075	0,120	0,180	0,240	0,390	0,710	1,145	1,385
	Nipel / Hexagon Nipple 280 ISO EN	Siyah / Black	0,045	0,060	0,100	0,160	0,285	0,385	0,525	0,860	1,215	1,695
		Galvaniz Galvanized	0,045	0,065	0,105	0,170	0,295	0,405	0,550	0,880	1,235	1,765
	Kuruklı Dirsek / Street Elbow 92 ISO EN	Siyah / Black	0,060	0,100	0,160	0,255	0,420	0,600	0,880	1,520	2,080	3,030
		Galvaniz Galvanized	0,065	0,110	0,165	0,265	0,435	0,620	0,920	1,565	2,160	3,130
	Manşon / Coupling 270 ISO EN	Siyah / Black	0,055	0,070	0,105	0,160	0,240	0,305	0,420	0,750	1,030	2,360
		Galvaniz Galvanized	0,060	0,075	0,110	0,170	0,250	0,315	0,445	0,775	1,095	2,420
	Kruva / Cross 180 ISO EN	Siyah / Black	x	0,150	0,265	0,415	0,605	0,740	1,390	1,700	x	x
		Galvaniz Galvanized	x	0,165	0,280	0,435	0,640	0,780	1,440	1,750	x	x

Ürünler DIN EN Normlarına göre üretilmektedir. Ayrıca NPT Dişli olarak ta üretimi yapılabilir.
The products are manufactured in accordance with DIN EN Norms. They can also be manufactured with NPT Thread.

PAKETLEME VE ÜRETİMDEN GÖRSELLER PACKING AND PICTURES FROM PRODUCTION



Ürünlerimiz 80 cm x 120 cm yada 100 cm x 120 cm Euro paletlerde paketlenmektedir. İhracat kurallarına uygun ısıl işlem görmüş paletlerin sertifikaları paylaşılmaktadır.

Our products are packaged on 80 cm x 120 cm or 100 cm x 120 cm Euro pallets. Certificates of heat-treated pallets in accordance with export rules are shared.

PAKETLEME LİSTESİ / PACKING LIST ÇUVALDA PAKETLEME / PACKING WITH PLASTIC BAGS


DIN EN 10241 - Orta Tip / Med.type			
Ölçü	Çuval Ad.	Paleti Ad.	1 Palet KG
Size	Couplings In Bag	Couplings on Palet	1 Palet KG
1/8"	1.000	70.000	1.050,00
1/4"	1.000	30.000	900
3/8"	1.000	30.000	960
1/2"	400	16.000	1.040,00
3/4"	250	10.000	850
1"	150	6.000	870
1 1/4"	100	4.000	840
1 1/2"	80	3.200	784
2"	60	2.100	735
2 1/2"	40	1.200	660
3"	30	900	675
4"	Dizme / bulk	600	720
5"	Dizme / bulk	400	680
6"	Dizme / bulk	400	900

Ağır Tip (BS) 1387 / Heavy Type			
Ölçü	Çuval Ad.	Paleti Ad.	Palet KG
Size	Couplings In Bag	Couplings on Palet	1 Palet KG
1/8"	1.000	70.000	1.050,00
1/4"	1.000	30.000	900
3/8"	1.000	30.000	960
1/2"	400	16.000	1.120,00
3/4"	250	10.000	920
1"	150	6.000	1.080,00
1 1/4"	100	4.000	880
1 1/2"	80	3.200	1.081,60
2"	60	2.100	945
2 1/2"	30	900	644,4
3"	Dizme / bulk	672	594,72
4"	Dizme / bulk	432	601,78
5"	Dizme / bulk	250	500
6"	Dizme / bulk	200	570



ASTM A-865 / American Std.			
Ölçü	Çuval Ad.	Paleti Ad.	Palet KG
Size	Couplings In Bag	Couplings on Palet	1 Palet KG
1/8"	1.000	50.000	900
1/4"	1.000	30.000	930
3/8"	1.000	30.000	1.110,00
1/2"	400	16.000	1.152,00
3/4"	250	10.000	1.200,00
1"	150	6.000	1.056,00
1 1/4"	100	4.000	840
1 1/2"	80	3.200	918,4
2"	50	2.000	920
2 1/2"	20	800	800
3"	Dizme / bulk	672	1.055,04
4"	Dizme / bulk	432	941,76
5"	Dizme / bulk	250	900
6"	Dizme / bulk	200	1.120,00

KOLİ PAKETLEME / PACKING IN CARTONES				
Ölçü	Kutudaki Adet	Palet üstündeki Koli Adedi	Palet içindeki Manşon Adedi	Palet KG
Size	Couplings In Bag	Couplings on Palet	1 Palet KG	1 palet KG
1/2"	100	175	17.500	1.137
3/4"	70	175	12.250	1.041
1"	200	36	7.200	1.044
1 1/4"	100	36	3.600	756
1 1/2"	100	30	3.000	750
2"	60	30	1.800	720
2 1/2"	35	30	1.050	578
3"	25	30	750	562
4"	12	30	360	432

ÜRETİMDEN GÖRSELLER-PICTURES FROM PRODUCTION



ÜRETİMDEN GÖRSELLER-PICTURES FROM PRODUCTION



www.mak-su.com

MAKSU BORU

MAKSU BORU BAĞLANTI PARÇALARI İMALAT SAN. TİC. LTD. ŞTİ.

İstanbul Deri Organize Yan Sanayi Bölgesi Aydınlı Yolu
Tabakhane Caddesi Kropon Sk. 34956 Tuzla / İstanbul / TÜRKİYE

+90 216 313 30 47 - +90 532 234 13 66

info@mak-su.com